

No. of Contacts	DIMENSIONS		REMARK (備註)
	A	B	
2	1.27	2.54	○
3	2.54	3.81	○
4	3.81	5.08	○
5	5.08	6.35	○
6	6.35	7.62	○
7	7.62	8.89	○
8	8.89	10.16	○
9	10.16	11.43	○
10	11.43	12.70	○
11	12.70	13.97	○
12	13.97	15.24	○
13	15.24	16.51	○
14	16.51	17.78	○
15	17.78	19.05	○
16	19.05	20.32	○
17	20.32	21.59	○
18	21.59	22.86	○
19	22.86	24.13	○
20	24.13	25.40	○
21	25.40	26.67	○
22	26.67	27.94	○
23	27.94	29.21	○
24	29.21	30.48	○
25	30.48	31.75	○
26	31.75	33.02	○
27	33.02	34.29	○
28	34.29	35.56	○
29	35.56	36.83	○
30	36.83	38.10	○
31	38.10	39.37	○
32	39.37	40.64	○
33	40.64	41.91	○
34	41.91	43.18	○
35	43.18	44.45	○
36	44.45	45.72	○

Diagram	Molding description
○	mass production & assemble mold
⊙	sample & assemble mold
⊕	mass production & fix mold
⊗	sample & fix mold

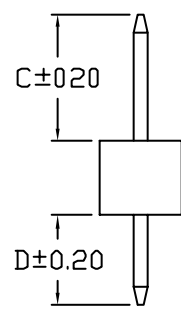
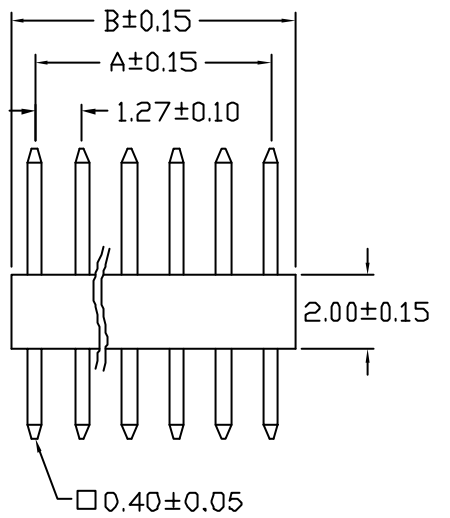
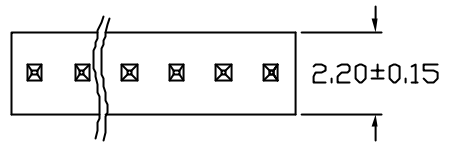
Pin type
 Brass
 Brass (Reel)
 Phosphor Bronze
 ◎ Standard: L

Number of Contacts
 Straight

Pin type: XOY-XXS4-X-C/D

Contact Plating

Definition	Code
◎ Tin plated:	A
◎ Gold plated:	
flash B 15μ"	F
10μ" E 30μ"	J
◎ Duplex plating:	
flash K 15μ"	P
10μ" N 30μ"	U
◎ Standard: K	



SPECIFICATIONS

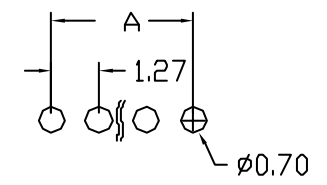
Current Rating: 1 Amp
 Insulator resistance: 5000 Megohms min.
 Dielectric withstanding: AC 500 V
 Operating Temperature: -40°~+105°C
 Max Processing Temp: 230° for 30 seconds
 Contact Material: Copper Alloy
 Insulator Material: High Temperature Thermoplastic, UL 94V-0
 Color: Black

Finish: Tin, Gold or Duplex plated
 ◎ Standard: Duplex plated

◎ For illustration purpose the XOY-XXS4-X-034/024 was shown

PARTS NO.	C	D	REMARK (備註)
XOY-XXS4-X-034/015	3.40	1.50	○
XOY-XXS4-X-028/015	2.80	1.50	○
XOY-XXS4-X-018/017	1.80	1.70	○
XOY-XXS4-X-060/020	6.00	2.00	○
XOY-XXS4-X-034/024	3.40	2.40	○
XOY-XXS4-X-000/030	0.00	3.00	
XOY-XXS4-X-030/023	3.00	2.30	○
XOY-XXS4-X-034/025	3.40	2.50	○
XOY-XXS4-X-030/024	3.00	2.40	○
XOY-XXS4-X-020/015	2.00	1.50	○
XOY-XXS4-X-020/020	2.00	2.00	○
XOY-XXS4-X-035/023	3.50	2.30	○
XOY-XXS4-X-032/026	3.20	2.60	○
XOY-XXS4-X-028/024	2.80	2.40	△

Recommended PCB Layout
 (PCB TOLERANCE ±0.05)



Rev.	ECN Number	Description	Drawn	Date
7	DOC9306078	新增規格 XOY-XXS4-X-035/023	王佩云	04/08/04'
8	EC2-470114	新增規格 XOY-XXS4-X-032/026	洪銀雲	07/13/04'
9	EC2-510024	新增規格 XOY-XXS4-X-028/024	陳顯鑫	01/11/05'



GENERAL TOLERANCE		SCALE
XX. ± 0.50	XXX. ±	1=1
X. ± 0.30	.XXX ±	UNIT MM
.X ± 0.25	.X' ± 4'	SIZE A4
.XX ± 0.20	.X' ± 4'	

ORIGINAL DRAWN	邱若婷	DATE	03'/08/15
CHECK	林錫錦	DATE	01/11/05'
APPROVE	林錫錦	DATE	01/11/05'

DWG. NO.	1-09	TITLE	1.27mm SMD HEADER (成品規格圖)	REV.	9
F:\DWG\CDWG\OY\OYSOH.DWG				SHEET	1/1
PARTS NO.	XOY-XXS4-X-C/D				