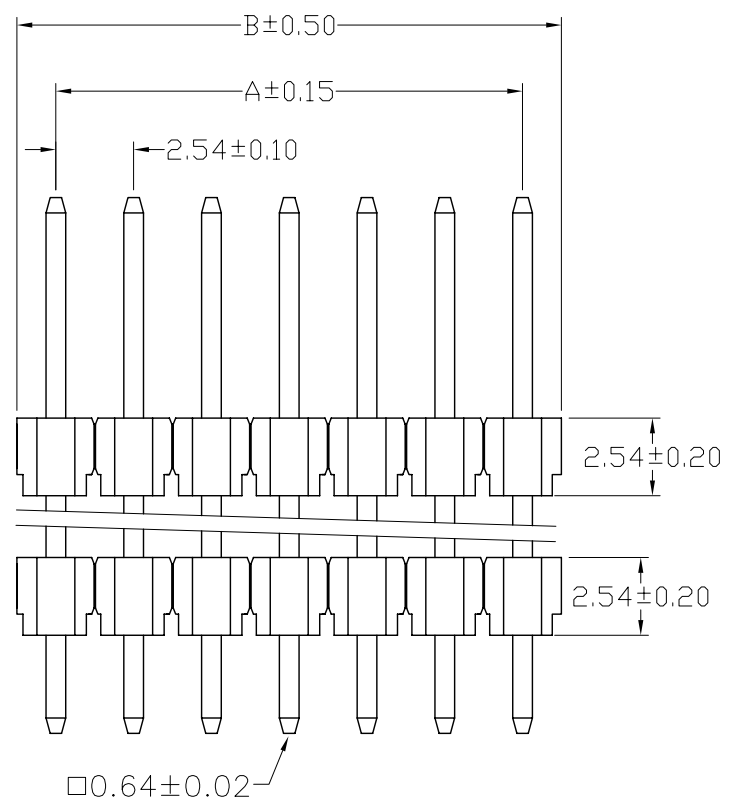
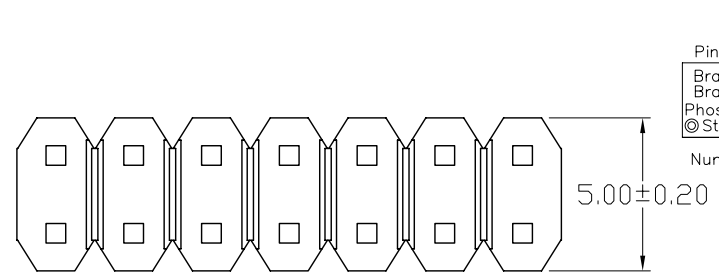


No. of Contacts	DIMENSIONS	
	A	B
4	2.54	5.08
6	5.08	7.62
8	7.62	10.16
10	10.16	12.70
12	12.70	15.24
14	15.24	17.78
16	17.78	20.32
18	20.32	22.86
20	22.86	25.40
22	25.40	27.94
24	27.94	30.48
26	30.48	33.02
28	33.02	35.56
30	35.56	38.10
32	38.10	40.64
34	40.64	43.18
36	43.18	45.72
38	45.72	48.26
40	48.26	50.80
42	50.80	53.34
44	53.34	55.88
46	55.88	58.42
48	58.42	60.96
50	60.96	63.50
52	63.50	66.04
54	66.04	68.58
56	68.58	71.12
58	71.12	73.66
60	73.66	76.20
62	76.20	78.74
64	78.74	81.28
66	81.28	83.82
68	83.82	86.36
70	86.36	88.90
72	88.90	91.44
74	91.44	93.98
76	93.98	96.52
78	96.52	99.06
80	99.06	101.60



Pin type  
 Brass  
 Brass (Reel)  
 Phosphor Bronze  
 © Standard: L

Number of Contacts

XK-XX-X-C/D/E-\*-\*

NULL: Thermoplastic (P.B.T)  
 F: High Temperature Thermoplastic (Nylon-6T)  
 G: TUBE

Contact Plating

Definition	Code
© Tin plated:	A
© Gold plated:	
flash B	15 μ" F
10 μ" E	30 μ" J
© Duplex plating:	
flash K	15 μ" P
10 μ" N	30 μ" U
© Standard:	B
© Prefix 'V' means lead free plating.	

SPECIFICATIONS

Current Rating: 3 Amps  
 Insulator resistance: 5000 Megohms min.  
 Dielectric withstanding: AC 1000 V  
 Operating Temperature: -40°~+105°C  
 Contact Material: Copper alloy  
 Insulator Material: Thermoplastic, UL 94V-0  
 Color: Black

Finish: Tin, Gold or Duplex plated  
 © Standard: Gold flash all over  
 © Note: Duplex plating: gold plated on contact area, Tin on solder area

© For illustration purpose the XK-XX-X-072/150/032 was shown

Recommended PCB Layout (PCB TOLERANCE ±0.05)

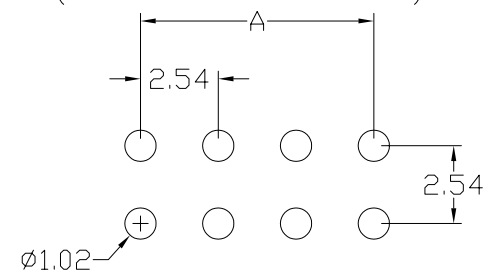


Diagram	Molding description
○	mass production & assemble mold
⊙	sample & assemble mold
⊕	mass production & fix mold
⊕	sample & fix mold

Rev.	ECN Number	Description	Drawn	Date
63	ECR-560004	塑膠變更, 新增料號	詹益東	06/06 05'
64	EC2-560188	新增K-XX-X-060/171/030-*	陳顯鑫	06/22 05'
65	EC2-580042	新增K-XX-X-075/130/025-*	陳顯鑫	08/09 05'
	FC2-580044	新增K-XX-X-095/115/030-*		



GENERAL TOLERANCE	
XX. ± 0.50	XXX. ±
X. ± 0.30	.XXX ±
.X ± 0.25	X.* ± 4°
.XX ± 0.20	.X.* ± 4°

SCALE 1=1  
 UNIT MM  
 SIZE A4/4

ORIGINAL DRAWN 陳美竹  
 CHECK 林錫錦  
 APPROVE 林錫錦

DATE 08/20 03'  
 DATE 08/09 05'  
 DATE 08/09 05'

DWG. NO. 3-10  
 F: \DWG\CDWG\K\KS8L.DWG  
 PARTS NO. XK-XX-X-C/D/E-\*-\*

TITLE 2.54X2.54 mm BOARD STACKER (成品規格圖)

REV. 65  
 SHEET 1/4