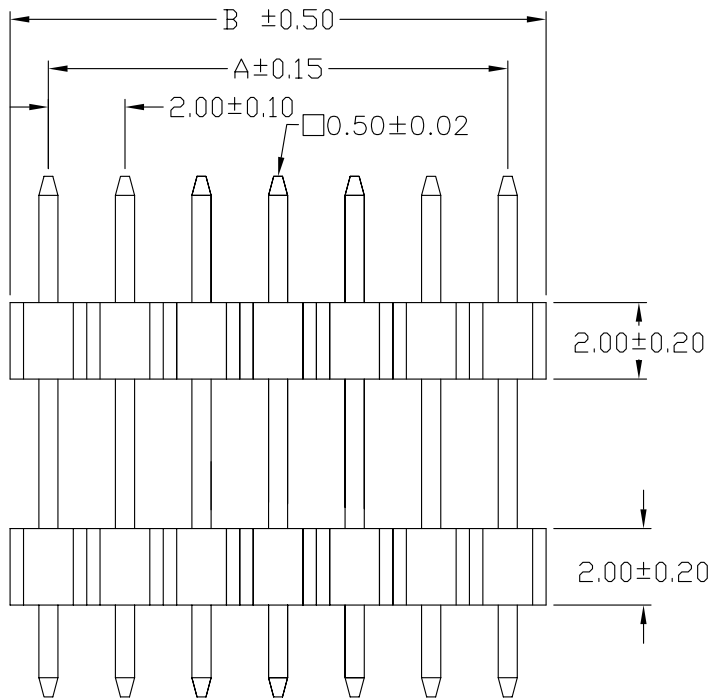
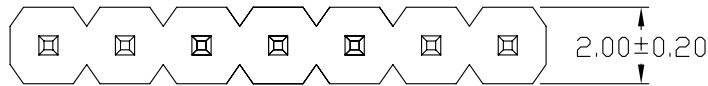


No. of Contacts	DIMENSIONS	
	A	B
2	2.00	4.00
3	4.00	6.00
4	6.00	8.00
5	8.00	10.00
6	10.00	12.00
7	12.00	14.00
8	14.00	16.00
9	16.00	18.00
10	18.00	20.00
11	20.00	22.00
12	22.00	24.00
13	24.00	26.00
14	26.00	28.00
15	28.00	30.00
16	30.00	32.00
17	32.00	34.00
18	34.00	36.00
19	36.00	38.00
20	38.00	40.00
21	40.00	42.00
22	42.00	44.00
23	44.00	46.00
24	46.00	48.00
25	48.00	50.00
26	50.00	52.00
27	52.00	54.00
28	54.00	56.00
29	56.00	58.00
30	58.00	60.00
31	60.00	62.00
32	62.00	64.00
33	64.00	66.00
34	66.00	68.00
35	68.00	70.00
36	70.00	72.00
37	72.00	74.00
38	74.00	76.00
39	76.00	78.00
40	78.00	80.00



Pin type
 Brass
 Brass(Reel)
 Phosphor Bronze
 ©Standard: L

Number of Contacts

XE-XX-X-C/D/E-*
 NULL:PBT
 F:Nylon-6T

Contact Plating

Definition	Code		
© Tin plated:	A		
© Gold plated:			
flash	B	15μ"	F
10μ"	E	30μ"	J
© Duplex plating:			
flash	K	15μ"	P
10μ"	N	30μ"	U
©Standard:	B		
©Prefix "V" means	lead free plating		

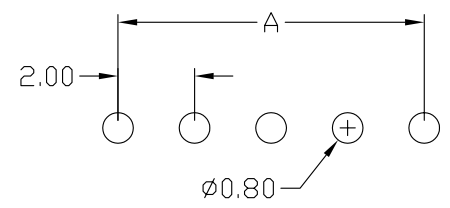
SPECIFICATIONS

Current Rating: 1 Amp
 Insulator resistance: 5000 Megohms min.
 Dielectric withstanding: AC 500 V
 Operating Temperature: -40°~+105°C
 Contact Material: Copper alloy
 Insulator Material: Thermoplastic,UL 94V-0(PBT)
 or
 High Temperature
 Thermoplastic,UL 94V-0(Nylon-6T)
 Color : Black

Finish: Tin,Gold or Duplex plated
 ©Standard: Gold flash all over
 ©Note:
 Duplex plating: gold plated on contact area,
 Tin on solder area
 ©Harmful material should be compliant to
 Doc"EI-0005"Standards.

© For illustration purpose the
 XE-XX-X-033/079/024 was shown
 Harmful Material should becompliant
 to Doc."EI-0005" standards.

Recommended PCB Layout
 (PCB TOLERANCE ±0.05)



Rev.	ECN Number	Description	Drawn	Date
13	EC3-610064	新增 XE-XX-X-036/140/036-*	GAVIN	01/18 06'
14	EC3-630040	新增 XE-XX-X-035/060/035-*	詹益東	03/10 06'
15	EC3-640013	XE-XX-X-036/140/036-* 加註量產符號 "O"	詹益東	04/06 06'



GENERAL TOLERANCE	
XX. ± 0.50	XXX. ±
X. ± 0.30	.XXX ±
.X ± 0.25	X.° ± 4°
.XX ± 0.20	.X° ± 4°

SCALE 1=1	ORIGINAL DRAWN 陳美竹	DATE 19-11-03'
UNIT MM	CHECK 林錫錦	DATE 04/06 06'
SIZE A4/5	APPROVE 林錫錦	DATE 04/06 06'

DWG. NO. F:\DWG\CDWG\E\ES2M.DWG	TITLE 2.0mm BOARD STACKER (成品規格圖)	REV. 15
PARTS NO. XE-XX-X-C/D/E-*		SHEET 1/2