

No. of Contacts	DIMENSIONS		REMARK (備註)
	A	B	
08	3.00	5.50	○
10	4.00	6.50	○
12	5.00	7.50	○
14	6.00	8.50	○
16	7.00	9.50	○
18	8.00	10.50	○
20	9.00	11.50	○
22	10.00	12.50	○
24	11.00	13.50	○
26	12.00	14.50	○
28	13.00	15.50	○
30	14.00	16.50	○
32	15.00	17.50	○
34	16.00	18.50	○
36	17.00	19.50	○
38	18.00	20.50	○
40	19.00	21.50	○
42	20.00	22.50	○
44	21.00	23.50	○
46	22.00	24.50	○
48	23.00	25.50	○
50	24.00	26.50	○
52	25.00	27.50	○
54	26.00	28.50	○
56	27.00	29.50	○
58	28.00	30.50	○
60	29.00	31.50	○
62	30.00	32.50	○
64	31.00	33.50	○
66	32.00	34.50	○
68	33.00	35.50	○
70	34.00	36.50	○
72	35.00	37.50	○
74	36.00	38.50	○
76	37.00	39.50	○
78	38.00	40.50	○
80	39.00	41.50	○
82	40.00	42.50	○
84	41.00	43.50	○
86	42.00	44.50	○
88	43.00	45.50	○
90	44.00	46.50	○
92	45.00	47.50	○
94	46.00	48.50	○
96	47.00	49.50	○
98	48.00	50.50	○
A0(100)	49.00	51.50	○

No. of Contacts	DIMENSIONS		REMARK (備註)
	A	B	
A2(102)	50.00	52.50	○
A4(104)	51.00	53.50	○
A6(106)	52.00	54.50	○
A8(108)	53.00	55.50	○
B0(110)	54.00	56.50	○
B2(112)	55.00	57.50	○
B4(114)	56.00	58.50	○
B6(116)	57.00	59.50	○
B8(118)	58.00	60.50	○
C0(120)	59.00	61.50	○

SPUSA-XX-X-X

Number of Contacts

0:W/O Locating peg
1:With Locating peg

Contact Plating

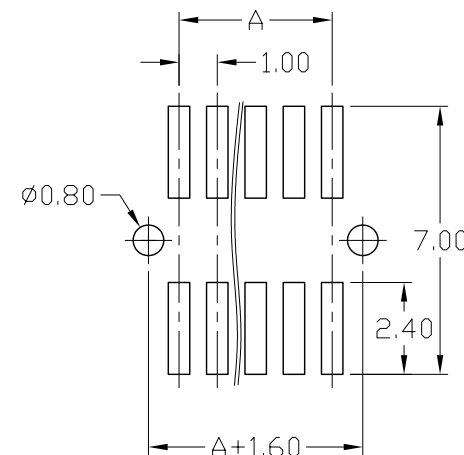
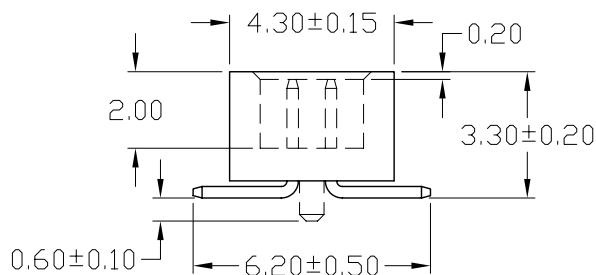
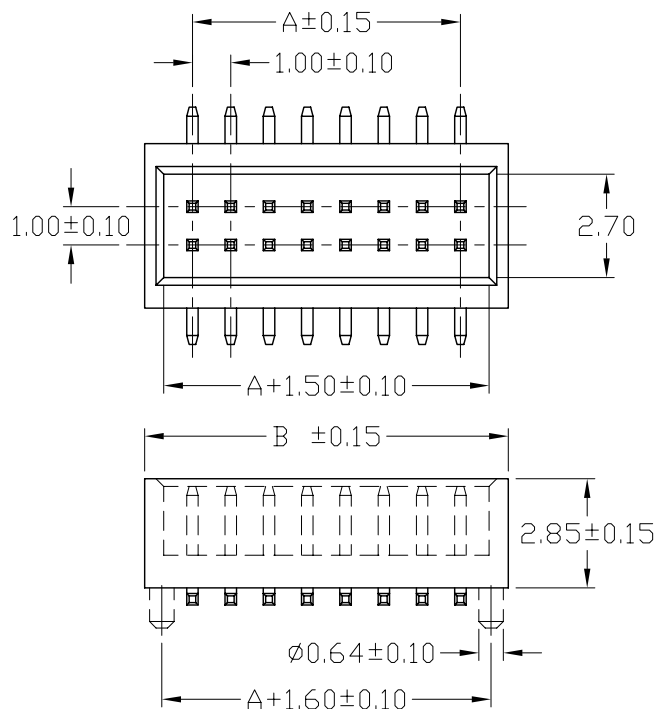
Definition	Code		
◎ Gold plated:			
flash	B	15μ"	F
10μ"	E	30μ"	J
◎ Duplex plating			
flash	K		
◎ Standard: B			
◎ Prefix "V" means lead free plating.			

SPECIFICATIONS

Current Rating: 1 Amp
 Insulator resistance: 5000 Megohms min.
 Dielectric withstanding: AC 500 V
 Operating Temperature: -40~+105°C
 Contact Material: Phosphor Bronze.
 Insulator Material: High Temperature Thermoplastic, UL 94V-0(L.C.P)
 Color : Black

Finish: Tin, Gold plated
 ◎ Standard: Gold flash all over

Recommended PCB Layout
 (PCB TOLERANCE ±0.05)



Rev.	ECN Number	Description	Drawn	Date
2	DOC9211283	固定模組組合模	王佩云	28/11/03'
3	EC2-560071	新增環保電鍍	陳美竹	06/09 05'



GENERAL TOLERANCE	
XX. ± 0.50	XXX. ±
X. ± 0.30	.XXX ±
.X ± 0.25	X.° ± 4'
.XX ± 0.20	.X° ± 4'

SCALE	1=1
UNIT	MM
SIZE	A4/5

ORIGINAL DRAWN 邱若婷
 CHECK 林錫錦
 APPROVE 林錫錦

DATE 03'/06/27
 DATE 06/09 05'
 DATE 06/09 05'

DWG. NO. 1-29
 F:\DWG\CDWG\USA\USAM0A.DWG
 PARTS NO. SPUSA-XX-X-X

TITLE 1.0mm SMD BOX HEADER (成品規格圖)

REV. 3
 SHEET 1/1