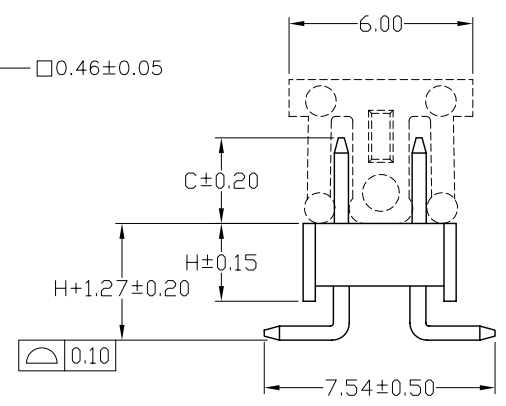
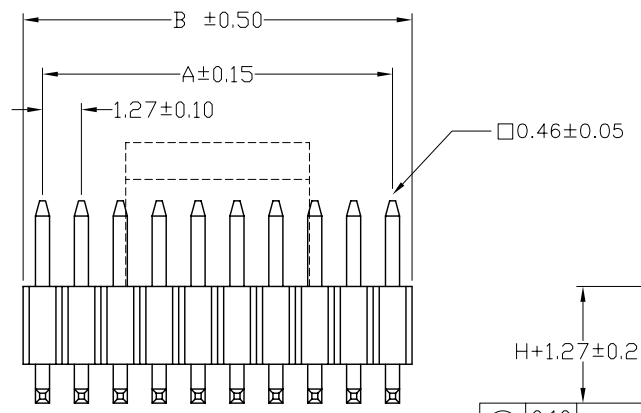
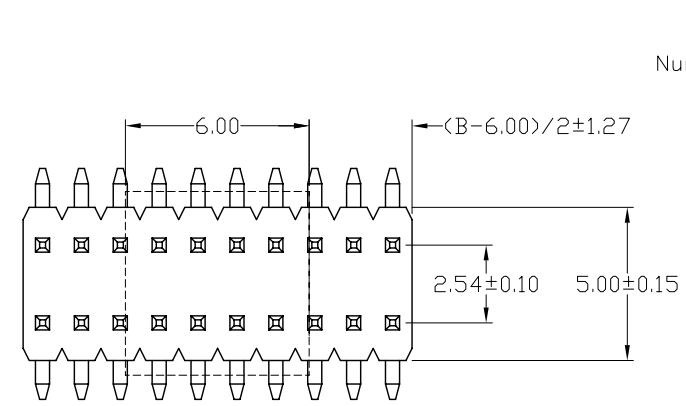


No. of Contacts	DIMENSIONS		REMARK (備註)
	A	B	
6	2.54	3.81	○
8	3.81	5.08	○
10	5.08	6.35	○
12	6.35	7.62	○
14	7.62	8.89	○
16	8.89	10.16	○
18	10.16	11.43	○
20	11.43	12.70	○
22	12.70	13.97	○
24	13.97	15.24	○
26	15.24	16.51	○
28	16.51	17.78	○
30	17.78	19.05	○
32	19.05	20.32	○
34	20.32	21.59	○
36	21.59	22.86	○
38	22.86	24.13	○
40	24.13	25.40	○
42	25.40	26.67	○
44	26.67	27.94	○
46	27.94	29.21	○
48	29.21	30.48	○
50	30.48	31.75	○
52	31.75	33.02	○
54	33.02	34.29	○
56	34.29	35.56	○
58	35.56	36.83	○
60	36.83	38.10	○
62	38.10	39.37	○
64	39.37	40.64	○
66	40.64	41.91	○
68	41.91	43.18	○
70	43.18	44.45	○
72	44.45	45.72	○
74	45.72	46.99	○
76	46.99	48.26	○
78	48.26	49.53	○
80	49.53	50.80	○
82	50.80	52.07	○
84	52.07	53.34	○
86	53.34	54.61	○
88	54.61	55.88	○
90	55.88	57.15	○
92	57.15	58.42	○
94	58.42	59.69	○
96	59.69	60.96	○
98	60.96	62.23	○
100	62.23	63.50	○



SPRZ-XXSX-X-C-*

Number of Contacts
Plastic Height

NULL: W/O PAD+TUBE
P: PAD+TUBE
R: PAD+REEL

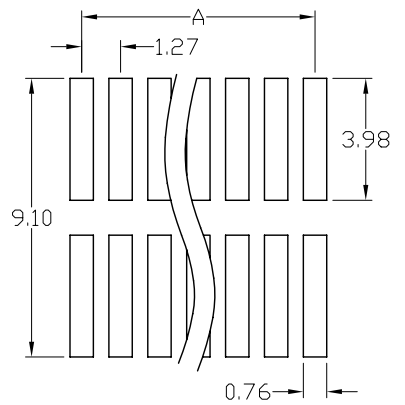
H	
S1	2.54
S2	3.00
S3	1.70

Contact Plating

Definition	Code
◎ Tin plated:	A
◎ Gold plated:	
flash B 15μ"	F
10μ" E 30μ"	J
◎ Duplex plating:	
flash K 15μ"	P
10μ" N 30μ"	U
◎ Standard:	B
◎ Prefix 'V' means lead free plating.	

SPECIFICATIONS
 Current Rating: 1 Amps
 Insulator resistance: 5000 Megohms min.
 Dielectric withstanding: AC 500 V
 Operating Temperature: -40'~+105'C
 Max Processing Temp: 230' for 30 seconds (260' for 10 seconds)
 Contact Material: Copper alloy
 Insulator Material: High Temperature Thermoplastic, UL 94V-0 Color: Black
 Finish: Tin, Gold or Duplex plated
 ◎ Note: Duplex plating: gold plated on contact area, Tin on solder area

Recommended PCB Layout (PCB TOLERANCE ±0.05)



特殊規格
 1. 針長尺寸依客戶訂單為標準
 2. 加PAD

Diagram	Molding description	Rev.	ECN Number	Description	Drawn	Date
○	mass production & assemble mold	3	EC2-4C0072	修改料號 SPRZ-XXSI-X-060->SPRZ-XXSI-X-060-*	陳美竹	10/15 04'
◎	sample & assemble mold	4	EC2-540247	新增 SPRZ-XXSX-X-022	陳顯鑫	04/06 05'
⊕	mass production & fix mold	5	EC2-560037	新增 SPRZ-XXSX-X-050-*	陳美竹	06/09 05'
⊗	sample & fix mold					



GENERAL TOLERANCE		SCALE
XX. ± 0.50	XXX. ±	1=1
X. ± 0.30	.XXX ±	UNIT MM
.X ± 0.25	X.° ± 4'	SIZE A4/4
.XX ± 0.20	.X° ± 4'	

ORIGINAL DRAWN 王嫻云
 CHECK 林錫錦
 APPROVE 林錫錦

DATE 03'/07/30
 DATE 06/09 05'
 DATE 06/09 05'

DWG. NO. 1-16
 F: \DWG\CDWG\RZ\RZM1G.DWG
 PARTS NO. SPRZ-XXSX-X-C-*

TITLE 1.27*2.54mm SMD HEADER (成品規格圖)

REV. 5
 SHEET 1/2