

No. of Contacts	DIMENSIONS		REMARK (備註)
	A	B	
3	2.54	4.21	○
4	3.81	5.48	○
5	5.08	6.75	○
6	6.35	8.02	○
7	7.62	9.29	○
8	8.89	10.56	○
9	10.16	11.83	○
10	11.43	13.10	○
11	12.70	14.37	○
12	13.97	15.64	○
13	15.24	16.91	○
14	16.51	18.18	○
15	17.78	19.45	○
16	19.05	20.72	○
17	20.32	21.99	○
18	21.59	23.26	○
19	22.86	24.53	○
20	24.13	25.80	○
21	25.40	27.07	○
22	26.67	28.34	○
23	27.94	29.61	○
24	29.21	30.88	○
25	30.48	32.15	○
26	31.75	33.42	○
27	33.02	34.69	○
28	34.29	35.96	○
29	35.56	37.23	○
30	36.83	38.50	○
31	38.10	39.77	○
32	39.37	41.04	○
33	40.64	42.31	○
34	41.91	43.58	○
35	43.18	44.85	○
36	44.45	46.12	○
37	45.72	47.39	○
38	46.99	48.66	○
39	48.26	49.93	○
40	49.53	51.20	○

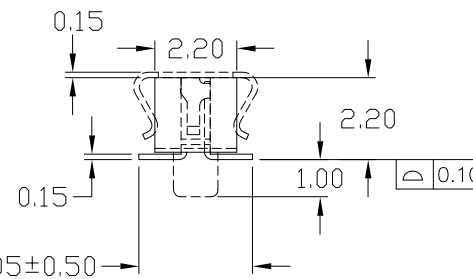
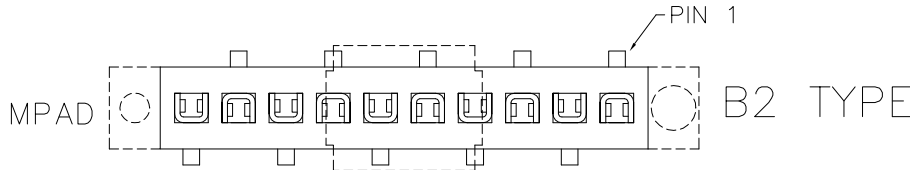
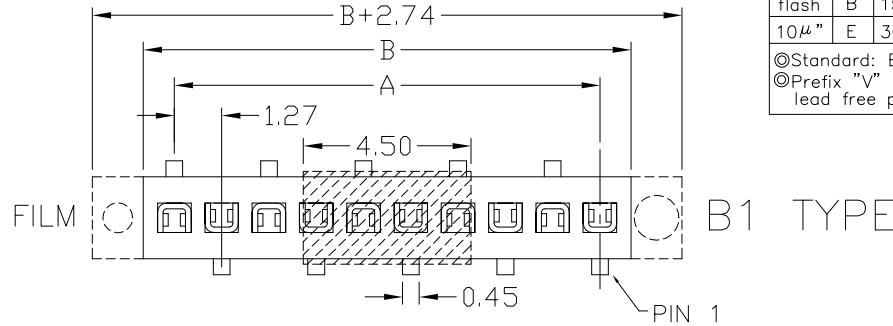
SPNBFY-XXBX-X-X-
 Number of Contacts
 B1 TYPE
 B2 TYPE

E:MPAD+TUBE
 B:MPAD+REEL
 C:FILM+REEL
 0:W/O Locating peg
 1:With Locating peg

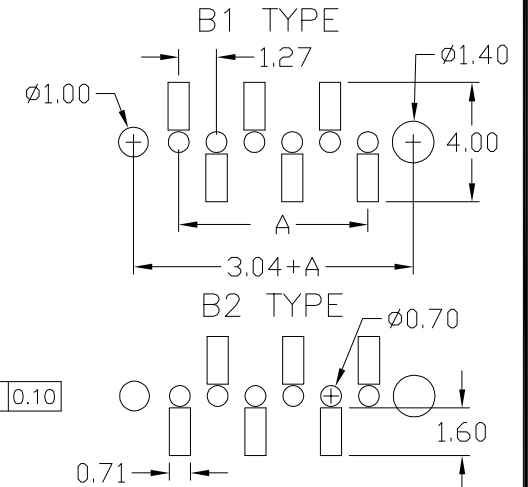
Definition		Code	
◎ Gold plated:			
flash	B	15μ"	F
	E	30μ"	J
◎Standard: B			
◎Prefix "V" means lead free plating.			

SPECIFICATIONS

Current Rating: 1 Amp
 Insulator resistance: 5000 Megohms min.
 Contacts resistance: 20 m ohms max.
 Dielectric withstanding: AC 500 V
 Operating Temperature: -40~+105°C
 Contact Material: Copper Alloy
 Insulator Material: High Temperature plastic,UL 94V-0
 Finish:Gold plated
 ◎Standard: Gold flash all over



Recommended P.C.Board
 SMD Layout



Rev.	ECN Number	Description	Drawn	Date
2	EC2-550034	新增無鉛電鍍	陳賜農	05/04'05
3	EC2-580120	新增包裝代碼C	詹益東	09/27'05



GENERAL TOLERANCE	
XX. ± 0.50	XXX. ±
X. ± 0.30	.XXX ±
.X ± 0.25	X.* ± 4°
.XX ± 0.20	.X.* ± 4°

SCALE	5=1
UNIT	MM
SIZE	A4/X

ORIGINAL DRAWN	林秋蘭	DATE	09/23'03
CHECK	林錫錦	DATE	09/27'05'
APPROVE	林錫錦	DATE	09/27'05'

DWG. NO.	X-XX
F:	\\DWG\CDWG\SPNBFY\SPNBFY0E.DWG
PARTS NO.	SPNBFY-XXBX-X-X- C E B

TITLE	成品規格圖
-------	-------

REV.	3
SHEET	1/1