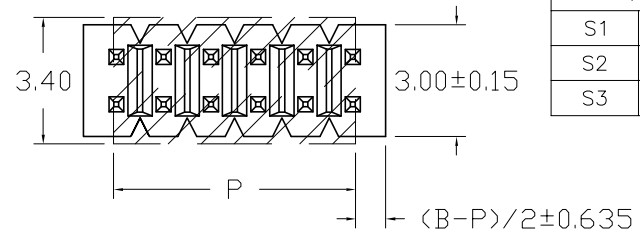


No. of Contacts	DIMENSIONS		REMARK (備註)
	A	B	
6	2.54	3.81	○
8	3.81	5.08	○
10	5.08	6.35	○
12	6.35	7.62	○
14	7.62	8.89	○
16	8.89	10.16	○
18	10.16	11.43	○
20	11.43	12.70	○
22	12.70	13.97	○
24	13.97	15.24	○
26	15.24	16.51	○
28	16.51	17.78	○
30	17.78	19.05	○
32	19.05	20.32	○
34	20.32	21.59	○
36	21.59	22.86	○
38	22.86	24.13	○
40	24.13	25.40	○
42	25.40	26.67	○
44	26.67	27.94	○
46	27.94	29.21	○
48	29.21	30.48	○
50	30.48	31.75	○
52	31.75	33.02	○
54	33.02	34.29	○
56	34.29	35.56	○
58	35.56	36.83	○
60	36.83	38.10	○
62	38.10	39.37	○
64	39.37	40.64	○
66	40.64	41.91	○
68	41.91	43.18	○
70	43.18	44.45	○
72	44.45	45.72	○
74	45.72	46.99	○
76	46.99	48.26	○
78	48.26	49.53	○
80	49.53	50.80	○
82	50.80	52.07	○
84	52.07	53.34	○
86	53.34	54.61	○
88	54.61	55.88	○
90	55.88	57.15	○
92	57.15	58.42	○
94	58.42	59.69	○
96	59.69	60.96	○
98	60.96	62.23	○
100	62.23	63.50	○

* 管裝者適用 *	P
含 8PIN以下	3.80
10PIN以上	6.50

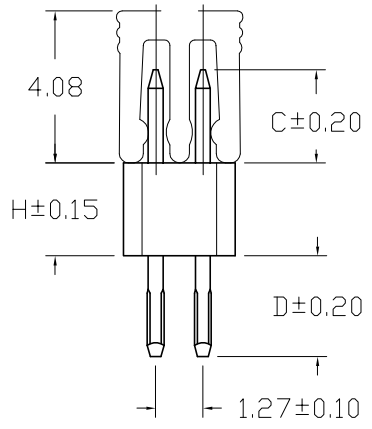
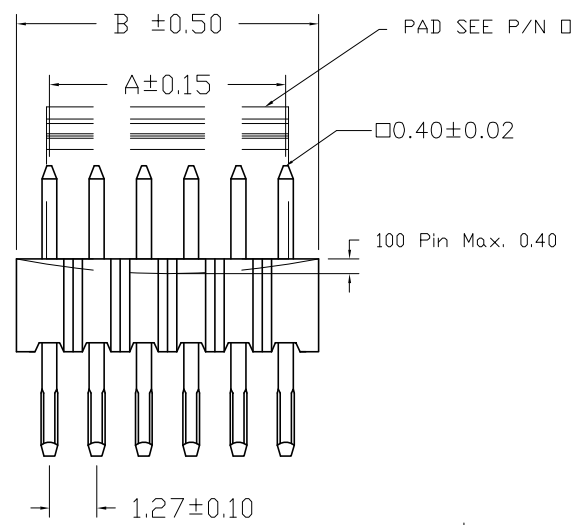


QOZ-XXSX-X-C/D-\*  
 Number of Contacts  
 NULL: TUBE(W/O PAD)  
 P: PAD+TUBE  
 R: PAD+REEL

H	
S1	2.50
S2	2.90
S3	1.70

Contact Plating			
Definition	Code		
◎ Tin plated:	A		
◎ Gold plated:			
flash	B	15μ"	F
10μ"	E	30μ"	J
◎ Duplex plating:			
flash	K	15μ"	P
10μ"	N	30μ"	U
◎ Standard:	B		
◎ Prefix "V" means	lead free plating		

**SPECIFICATIONS**  
 Current Rating: 1 Amp  
 Insulator resistance: 5000 Megohms min.  
 Dielectric withstanding: AC 500 V  
 Operating Temperature: -40°~+105°C  
 Max Processing Temp: 230° for 30 seconds  
 Contact Material: Copper Alloy  
 Insulator Material: High Temperature Thermoplastic, UL 94V-0  
 Color : Black  
 Finish: Tin, Gold or Duplex plated  
 ◎ Standard: Duplex plated



Recommended PCB Layout  
 (PCB TOLERANCE ±0.08)

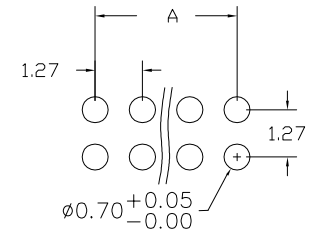


Diagram	Molding description
○	mass production & assemble mold
◎	sample & assemble mold
⊕	mass production & fix mold
⊕	sample & fix mold

Rev.	ECN Number	Description	Drawn	Date
10	ECR-4B0146	■面新增 QOZ-XXSX-X-019/019	陳顯鑫	11/24/04'
11	EC2-490122	■面新增 QOZ-XXSX-X-075/026	洪銀雯	09/07/04'
12	EC2-540320	■面新增 QOZ-XXSX-X-035/030	陳美竹	04/12 05'



GENERAL TOLERANCE		SCALE
XX. ± 0.40	XXX. ±	1=1
X. ± 0.25	.XXX ±	UNIT MM
.X ± 0.15	.X* ± 3'	SIZE A4/5
.XX ± 0.10	.X* ± 3'	

ORIGINAL DRAWN	DATE
邱若婷	03'/08/07
林錫錦	04/12 05'
林錫錦	04/12 05'

DWG. NO.	TITLE	REV.
1-09	1.27mm HEADER (成品規格圖)	12
F:\DWG\CDWG\OZ\OZSOR.DWG		SHEET 1/2
PARTS NO. QOZ-XXSX-X-C/D-*		