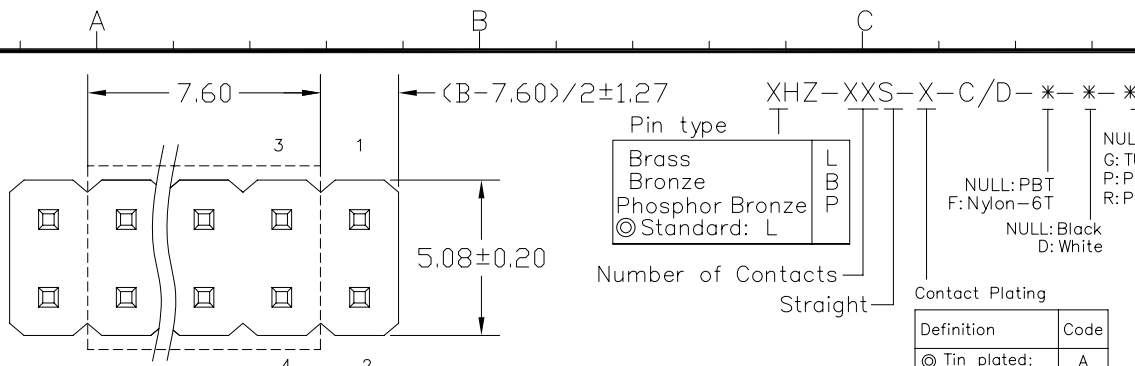


No. of Contacts	DIMENSIONS	
	A	B
2		2.54
4	2.54	5.08
6	5.08	7.62
8	7.62	10.16
10	10.16	12.70
12	12.70	15.24
14	15.24	17.78
16	17.78	20.32
18	20.32	22.86
20	22.86	25.40
22	25.40	27.94
24	27.94	30.48
26	30.48	33.02
28	33.02	35.56
30	35.56	38.10
32	38.10	40.64
34	40.64	43.18
36	43.18	45.72
38	45.72	48.26
40	48.26	50.80
42	50.80	53.34
44	53.34	55.88
46	55.88	58.42
48	58.42	60.96
50	60.96	63.50
52	63.50	66.04
54	66.04	68.58
56	68.58	71.12
58	71.12	73.66
60	73.66	76.20
62	76.20	78.74
64	78.74	81.28
66	81.28	83.82
68	83.82	86.36
70	86.36	88.90
72	88.90	91.44
74	91.44	93.98
76	93.98	96.52
78	96.52	99.06
80	99.06	101.60



SPECIFICATIONS

Current Rating: 3 Amps

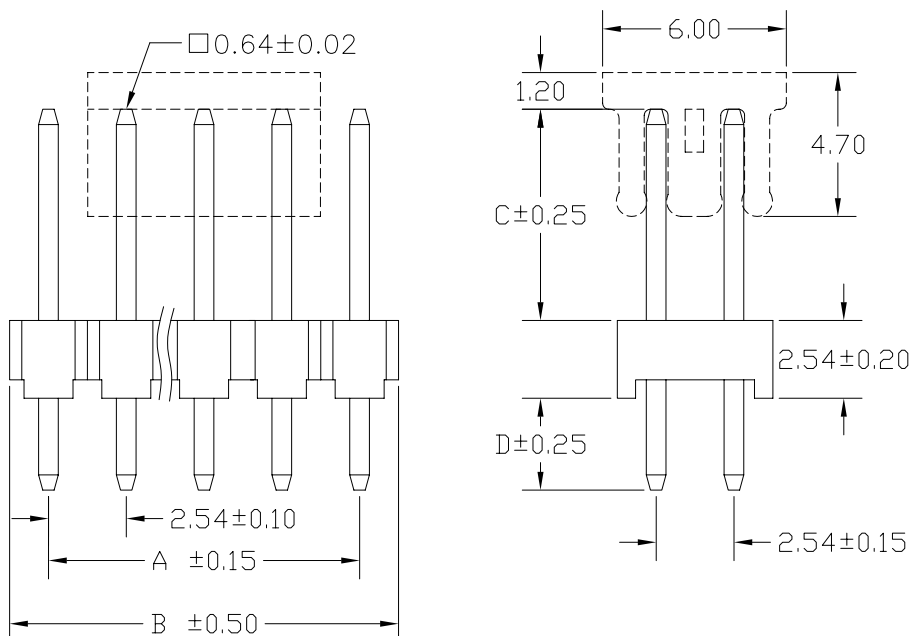
Insulator resistance: 5000 Megohms min.

Dielectric withstanding: AC 1000 V

Operating Temperature: -40°~+105°C

Contact Material: Copper alloy

Insulator Material: Thermoplastic, UL 94V-0 or High Temperature (See P/N Option)

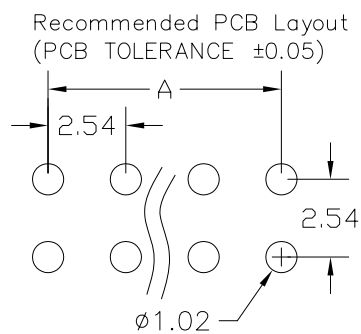


Finish: Tin, Gold or Duplex plated

◎ Standard: Gold flash all over

◎ Note: Duplex plating: gold plated on contact area, Tin on solder area

Harmful material should be compliant to Doc "EI-0005" Standards.



◎ For illustration purpose the XHZ-XXS-X-190/030 was shown

Diagram	Molding description
○	mass production & assemble mold
◎	sample & assemble mold
⊕	mass production & fix mold
⊗	sample & fix mold

Rev.	ECN Number	Description	Drawn	Date
69	EC2-570009 EC2-570013	新增XHZ-XXS-X-030/030-* 新增XHZ-XXS-X-040/030-*	詹益東	07/05/05'
70	EC3-580012	新增XHZ-XXS-X-068/032-*	陳顯鑫	08/15 05'
71	EC3-630089	新增XHZ-XXS-X-081/028-*	詹益東	03/21 06'



GENERAL TOLERANCE	
XX. ± 0.50	XXX. ±
X. ± 0.30	.XXX ±
.X ± 0.25	X.° ± 4°
.XX ± 0.20	.X° ± 4°

SCALE	1=1
UNIT	MM
SIZE	A4/4

ORIGINAL DRAWN	王妮云	DATE	02/23/04'
CHECK	林錫錦	DATE	03/21 06'
APPROVE	林錫錦	DATE	03/21 06'

DWG. NO.	F:\DWG\CDWG\HZ\HZS7M.DWG
PARTS NO.	XHZ-XXS-X-C/D-*-*-*

TITLE	2.54*2.54mm HEADER (成品規格圖)
-------	----------------------------------

REV.	71
SHEET	1/3