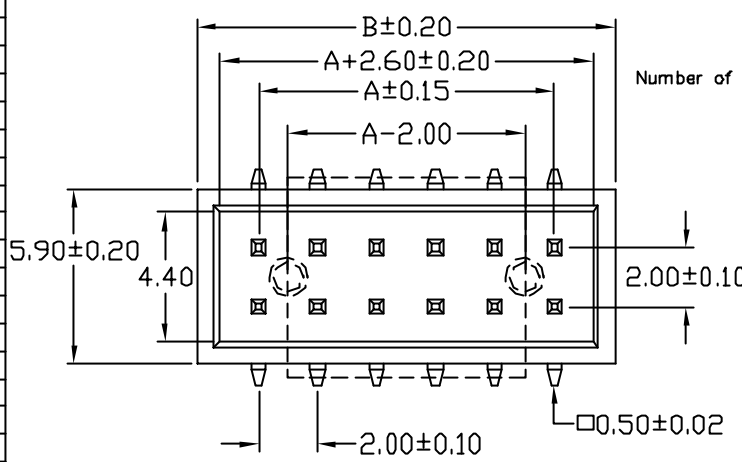


No. of Contacts	DIMENSIONS		REMARK (備註)
	A	B	
4 (無焊)	2.00	6.10	◎
6	4.00	8.10	○
8	6.00	10.10	○
10	8.00	12.10	○
12	10.00	14.10	○
14	12.00	16.10	○
16	14.00	18.10	○
18	16.00	20.10	○
20	18.00	22.10	○
22	20.00	24.10	○
24	22.00	26.10	○
26	24.00	28.10	○
28	26.00	30.10	○
30	28.00	32.10	○
32	30.00	34.10	○
34	32.00	36.10	○
36	34.00	38.10	○
38	36.00	40.10	○
40	38.00	42.10	○
42	40.00	44.10	○
44	42.00	46.10	○
46	44.00	48.10	○
48	46.00	50.10	○
50	48.00	52.10	○
52	50.00	54.10	○
54	52.00	56.10	○
56	54.00	58.10	○
58	56.00	60.10	○
60	58.00	62.10	○
62	60.00	64.10	○
64	62.00	66.10	○



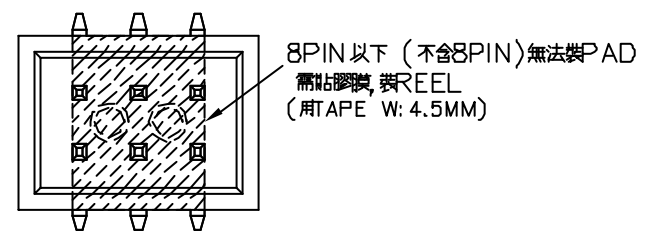
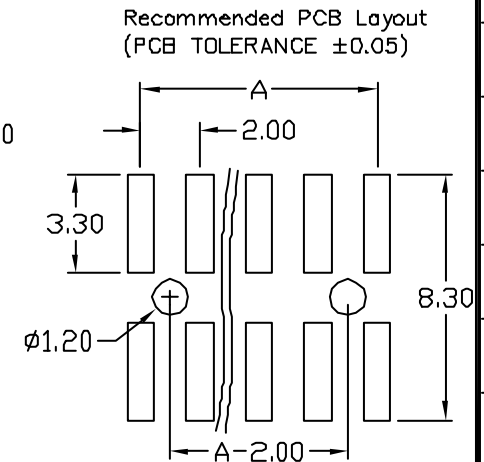
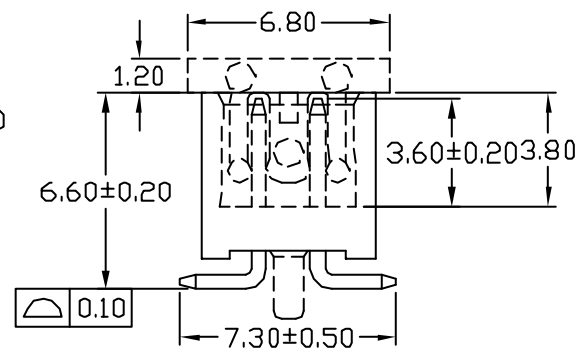
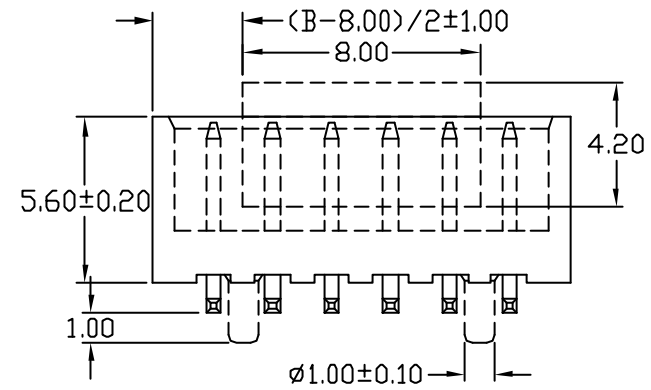
SPTS-XX-X-X-*
 NULL: W/O PAD
 P: PAD+TUBE
 R: PAD+REEL
 C: FILM+REEL (4,6PIN適用)
 Q: W/O Locating peg
 1: With Locating peg

Definition	Code
◎ Tin plated:	A
◎ Gold plated:	
flash B 15μ" F	
10μ" E 30μ" J	
◎ Duplex plating:	
flash K 15μ" P	
10μ" N 30μ" U	
◎ Standard: B	
◎ Prefix "V" means lead free plating.	

SPECIFICATIONS

Current Rating: 1 Amp
 Insulator resistance: 5000 Megohms min.
 Dielectric withstanding: AC 500 V
 Operating Temperature: -40° - +105°C
 Contact Material: Copper alloy
 Insulator Material: High Temperature Thermoplastic, UL 94V-0
 Color: Black

◎ Standard: Gold flash all over
 ◎ Note: Duplex plating: gold plated on contact area, Tin on solder area



Rev.	ECN Number	Description	Drawn	Date
2	DOC9302052	新增備註	邱若婷	04/02/04'
3	DOC9302277	新增備註	邱若婷	18/02/04'
4	EC2-520414	新增電鍍選項	陳顯森	03/02 05'



GENERAL TOLERANCE	
XX. ± 0.50	XXX. ±
X. ± 0.30	.XXX ±
.X ± 0.25	.X. ± 4"
.XX ± 0.20	.X. ± 4"

SCALE	1=1
UNIT	MM
SIZE	A4/4

DRAWN	江坤容	DATE	21-01-02'
CHECK	江坤容	DATE	02/19 05'
APPROVE	林錫錦	DATE	02/19 05'

DWG. NO.	F:\DWG\CDWG\PTS\PTSMOE.DWG
PARTS NO.	SPTS-XX-X-X-*

TITLE	2.0X2.0mm SMD BOX HEADER (成規規格圖)
-------	----------------------------------

REV.	4
SHEET	1/1