

No. of Contacts	DIMENSIONS		REMARK (備註)
	A	B	
4	2.54	5.58	○
6	5.08	8.12	○
8	7.62	10.66	○
10	10.16	13.20	○
12	12.70	15.74	○
14	15.24	18.28	○
16	17.78	20.82	○
18	20.32	23.36	○
20	22.86	25.90	○
22	25.40	28.44	○
24	27.94	30.98	○
26	30.48	33.52	○
28	33.02	36.06	○
30	35.56	38.60	○
32	38.10	41.14	○
34	40.64	43.68	○
36	43.18	46.22	○
38	45.72	48.76	○
40	48.26	51.30	○
42	50.80	53.84	○
44	53.34	56.38	○
46	55.88	58.92	○
48	58.42	61.46	○
50	60.96	64.00	○
52	63.50	66.54	○
54	66.04	69.08	○
56	68.58	71.62	○
58	71.12	74.16	○
60	73.66	76.70	○
62	76.20	79.24	○
64	78.74	81.78	○
66	81.28	84.32	○
68	83.82	86.86	○
70	86.36	89.40	○
72	88.90	91.94	○
74	91.44	94.48	○
76	93.98	97.02	○
78	96.52	99.56	○
80	99.06	102.10	○

PHFZ-XXR-X-032-*

Number of Contacts | NULL:PBT
F:Nylon-6T

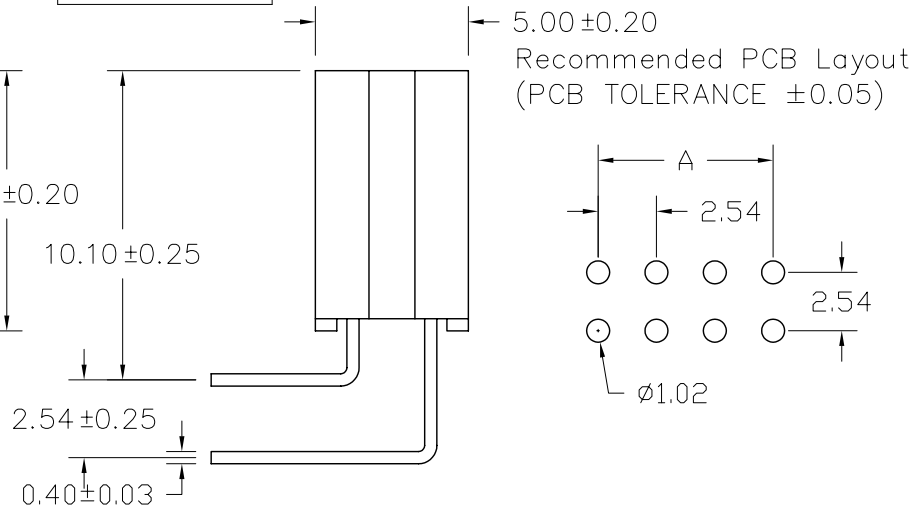
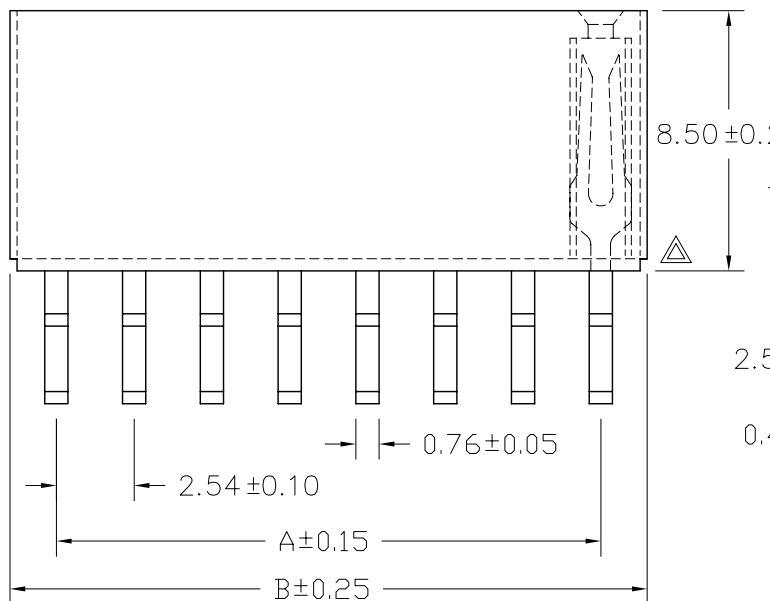
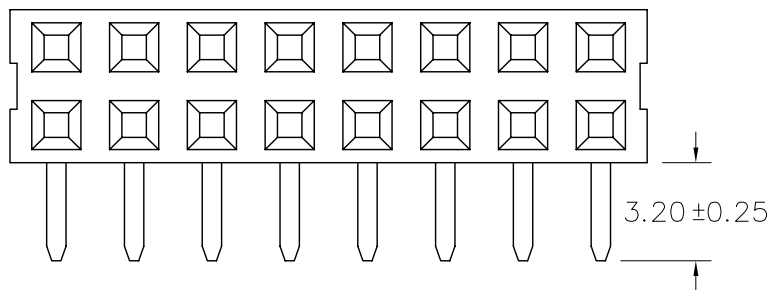
SPECIFICATIONS

Current Rating: 3 Amps
 Insulator resistance: 5000 Megohms min.
 Contact resistance: 20 m ohms max.
 Dielectric withstanding: AC 1000 V
 Operating Temperature: -40~+105°C
 Contact Material: Phosphor bronze
 Insulator Material: Thermoplastic, UL 94V-0
 Color : Black

Finish: Tin, Gold or Duplex plated
 ◎ Standard: Gold flash all over
 ◎ Note: Duplex plating: gold plated on contact area, Tin on solder area

Contact Plating

Definition	Code
◎ Tin plated:	A
◎ Gold plated:	
flash B 15μ" F	
10μ" E 30μ" J	
◎ Duplex plating:	
flash K 15μ" P	
10μ" N 30μ" U	
◎ Standard: B	
◎ Prefix "V" means lead free plating	



Rev.	ECN Number	Description	Drawn	Date
3	EC2-470268	新增電鍍, 材質選項	陳美竹	15/07/04'
4	EC2-4B0566	新增無鉛電鍍選項	洪銀雯	11/29 04'
5	ECR-570047	修改塑膠	陳美竹	07/21 05'



GENERAL TOLERANCE	SCALE 4=1	ORIGINAL DRAWN 林秋蘭	DATE 09-06-03'	DWG. NO. X-XX	TITLE 2.54X2.54mm SOCKET (成品規格圖)	REV. 5
XX. ± 0.50	UNIT MM	CHECK 江坤容	DATE 11/29 04'	F:\DWG\CDWG\PHF\PHFZROO.DWG		SHEET 1/1
X. ± 0.30	SIZE A4	APPROVE 林錫錦	DATE 11/29 04'	PARTS NO. PHFZ-XXR-X-032-*		
.X ± 0.25						
.XX ± 0.20						