

No. of Contacts	DIMENSIONS		REMARK (備註)
	A	B	
2	2.54	5.28	○
3	5.08	7.82	○
4	7.62	10.36	○
5	10.16	12.90	○
6	12.70	15.44	○
7	15.24	17.98	○
8	17.78	20.52	○
9	20.32	23.06	○
10	22.86	25.60	○
11	25.40	28.14	○
12	27.94	30.68	○
13	30.48	33.22	○
14	33.02	35.76	○
15	35.56	38.30	○
16	38.10	40.84	○
17	40.64	43.38	○
18	43.18	45.92	○
19	45.72	48.46	○
20	48.26	51.00	○
21	50.80	53.54	○
22	53.34	56.08	○
23	55.88	58.62	○
24	58.42	61.16	○
25	60.96	63.70	○
26	63.50	66.24	○
27	66.04	68.78	○
28	68.58	71.32	○
29	71.12	73.86	○
30	73.66	76.40	○
31	76.20	78.94	○
32	78.74	81.48	○
33	81.28	84.02	○
34	83.82	86.56	○
35	86.36	89.10	○
36	88.90	91.64	○
37	91.44	94.18	○
38	93.98	96.72	○
39	96.52	99.26	○
40	99.06	101.80	○

PCFY-XXR-X-030-M-* NULL:PBT
F:Nylon-6T

Number of Contacts Right Angle

Contact Plating

Definition	Code
◎ Tin plated:	A
200μ" 3H	
◎ Gold plated:	
flash B 15μ" F	
10μ" E 30μ" J	
◎ Duplex plating:	
flash K 15μ" P	
10μ" N 30μ" U	
◎ Standard: B	
◎ Prefix "V" means lead free plating.	

SPECIFICATIONS

Current Rating: 3 Amps
 Insulator resistance: 5000 Megohms min.
 Contact resistance: 20 m ohm max.
 Dielectric withstanding: AC 1000 V
 Operating Temperature: -40~+105°C
 Contact Material: Phosphor Bronze
 Insulator Material: Thermoplastic,UL 94V-0(PBT)
 High Temperature Thermoplastic,UL 94V-0(Nylon-6T)
 Color : Black
 Finish: Tin,Gold plated
 ◎Standard: Gold flash all over

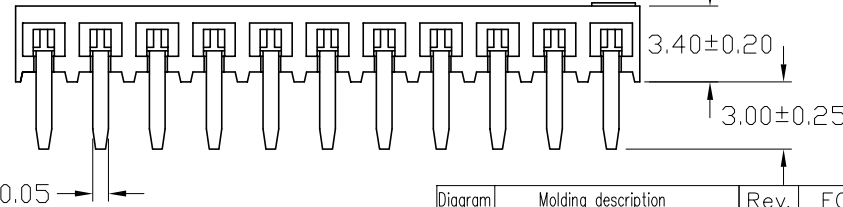
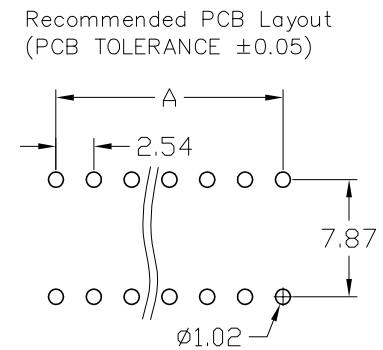
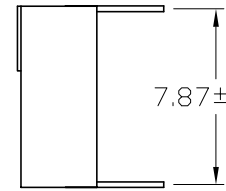
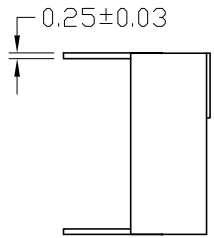
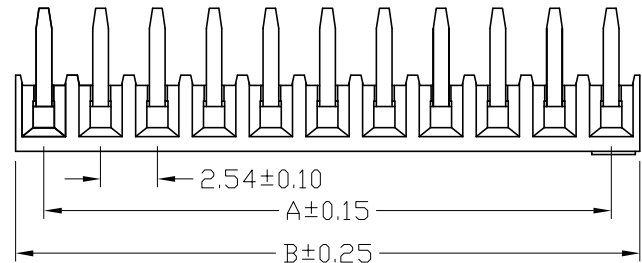


Diagram	Molding description	Rev.	ECN Number	Description	Drawn	Date
○	mass production & assemble mold	2	EC2-4C0442	新增材質選項 修改料號 PCFY-XXR-X-030-M->PCFY-XXR-X-030-M-*	洪銀雯	12/16 04'
◎	sample & assemble mold	3	EC2-520370	新增電鍍選項	陳美竹	02/22 05'
⊕	mass production & fix mold	4	EC2-530659	新增電鍍選項 "K"	陳顯鑫	03/29 05'
⊗	sample & fix mold					



GENERAL TOLERANCE		SCALE 3=1	ORIGINAL DRAWN 邱若婷	DATE 25-12-02'	DWG. NO. X-XX	TITLE 2.54mm SOCKET SID ENTRY TYPE (成品規格圖)	REV. 4
XX. ± 0.50	XXX. ±	UNIT MM	CHECK 江坤容	DATE 02/22 05'	F:\DWG\CDWG\PCF\PCFYROB.DWG		
X. ± 0.30	.XXX ±	SIZE A4	APPROVE 林錫錦	DATE 02/22 05'	PARTS NO. PCFY-XXR-X-030-M-*		SHEET 1/1
.X ± 0.25	.X* ± 4'						
.XX ± 0.20	.X* ± 4'						